

# INTRAHOSPITAL TRANSFERS: MAKING A SAFE MOVE USING STANDARD DOCUMENTATION AND A POWERBI DASHBOARD

Alisa Botello; Maureen Disbot RN, BSN, MS, CPHQ, HACP  
Baylor Scott & White Health Medical Center – Greater Austin Region Hospitals

## INTRODUCTION

In 2022, Greater Austin Region (GAR) Baylor Scott & White Hospitals had no reporting features to dynamically display patient transfer volumes by locations, service line needs and by patient level detail information. The data previously collected for nursing and hospital leadership was not standardized and reports often led to miscommunication and potential patient safety concerns and/or poor outcomes.

As stated by Warren et al, Critical Care Medicine, the transport of critically ill patients carries inherent risks. Establishing a documentation system and a reporting tool that is efficient and effectively implemented across our region will allow us to capture any risk, opportunities, and learnings for the best care of all our patients.



## OBJECTIVES

Understand the impact of documentation and streamlining data collection for transfer patients

Better utilize technology to improve data quality and analysis of patient care experience

Apply insightful data analytics to understand service line growth needs within an organization

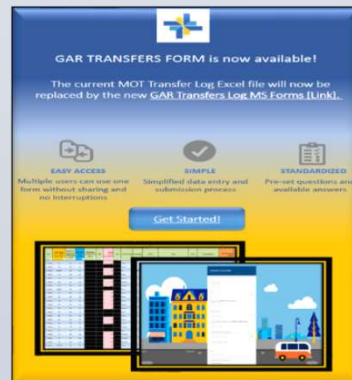
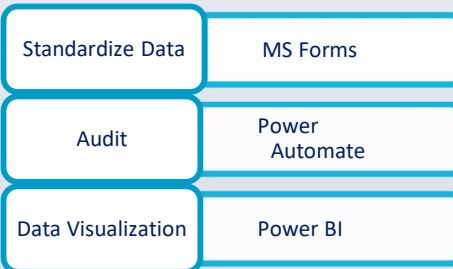
## METHODOLOGY

### PLAN – DO – CHECK - ACT

Collaborate with nursing and facility leaders in standardizing transfers data collection.

Redesign analysis of transfer reporting to improve data integrity and reporting

Developed and implemented MS Transfer Forms to capture cleaner data, create transparency through Power Automate, and an automated Transfers Power BI Dashboard to reduce manual reporting.



## RESULTS

### PRE-IMPLEMENTATION DATA:

- 8 Total Memorandum Of Transfer(MOT) Excel Log files maintained and consolidated to produce monthly GAR Transfer reports
- Incorrect dates and/or formatting
- Free text causing issues with accurately aggregating total transfers by facility
- 12% Blank for transfer service reason
- 42% Blank for detailed transfer service reason


### POST-IMPLEMENTATION DATA:

- Monthly GAR Transfer Reports replaced with 1 centralized Power BI Dashboard for facility leaders to easily access and interpret
- Reduced blank entries for detailed transfer reason from 42% to 0 through the MS Forms Pilot
- Frontline Staff and Leaders no longer need to reconcile and manually aggregate transfers volume



## CONCLUSION


In collaboration with our frontline interdisciplinary team and through the integration of technology, nursing and facility leaders now have a better understanding of our transfers patient care needs and service line opportunities to provide better patient care.




Standardization



Enhanced Analytics



Improved Outcomes Tracking



Patient as Priority

## TEAM MEMBERS

- Alisa Botello
- Shelby Cowen RN, BSN
- Maureen Disbot RN, BSN, MS, CPHQ, HACP
- Kendra Hammack RN, BSN
- Michelle Ockleberry MSN, RN-BC, NEA-BC, CPEN
- Carey Savoie DNP, RN, SCRNP, NEA-BC
- Stephen Viduya MSN, RN, CEN, NEA-BC