

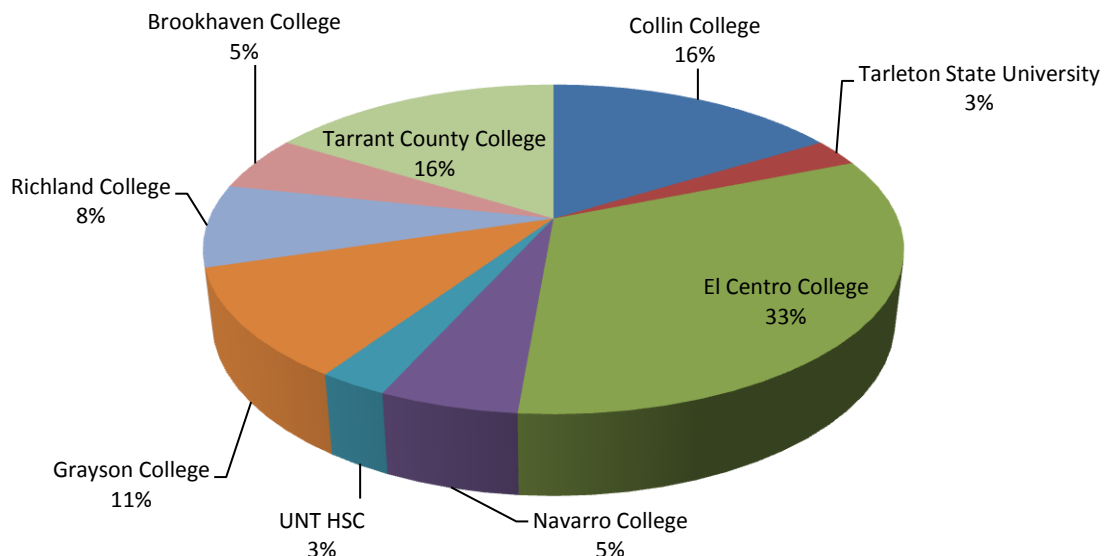
Topic: Allied Health Education Programs – Regional Scope

The Allied Health Education Quick Survey was presented to a total of 17 colleges and universities that potentially offered Allied Health education programs in the North Texas region with an expected response rate of 47% or 8 out of 17 and we came in right on target with 9 responses or 53%. We believe this level of response is significant and can give us a very good indication of the region’s Allied Health education programs. Participating schools: Brookhaven College, Collin College, El Centro College, Grayson College, Navarro College, Richland College, Tarleton State University, Tarrant County College, and University of North Texas – Health Science Center (see Appendix 2.) Non-participating schools: Cedar Valley College, North Central Texas College, North Lake College, Southwestern Adventist University, TWU, UTA, Weatherford College, and Trinity Valley College. Chart 3 shows where Allied Health education programs are located, by county.

Regional Allied Health Education Overview

- Nine of 17 or 53% of schools participated in survey.
- A total of 37 Allied Health education programs were reported.
- Five of the nine schools plan to add future programs.
- 46% of all Allied Health education programs were offered in Dallas County with 33% at El Centro College. (see Chart 1)
- 22% of Allied Health education programs were offered in Tarrant County with Tarrant County College having 16%. (See Chart 1)
- Collin and Grayson counties have 16% and 11% of the Allied Health education programs, respectively.
- 17 of the 37 or 46% of all Allied Health education programs offered are single programs (see Table 1). Seven programs are offered at multiple schools: Health IT, Medical Lab Tech, Surgical Tech, Respiratory Care, Radiology Tech, Medical Assisting, and Paramedic (see Table 1.)

Chart 1. Percent of Allied Health Education Programs by School



Allied Health Education Pipeline in North Texas

- Associate degree programs account for 73% of all Allied Health education programs. (see Chart 2)
- Average number of qualified applicants applied to Allied Health education programs: 89 (Fall, 2011); 46 (Spring 2012); 22 (Summer 2012)
- Average number of graduates from Allied Health education programs: 21 (Fall, 2011); 14 (Spring 2012); 21 (Summer 2012)
- Only about 36% of all qualified applicants are accepted into an Allied Health education program, on average (Fall, 2011).
- By deduction, 57% of those who enroll into an Allied Health education program complete the program and graduate, which means that on average, every 37 that enroll, 21 will graduate. (see Chart 4)
- The programs receiving the most qualified applicants are: Respiratory Care, Health IT, Dental Hygiene, EMT/Paramedic, Surgical Tech, Occupational Therapy Assistant, Physical Therapist Assistant, and Radiology Tech. (see Table 1, Appendix 1)

Chart 2. Associate Degree Versus Other Allied Health Education Programs

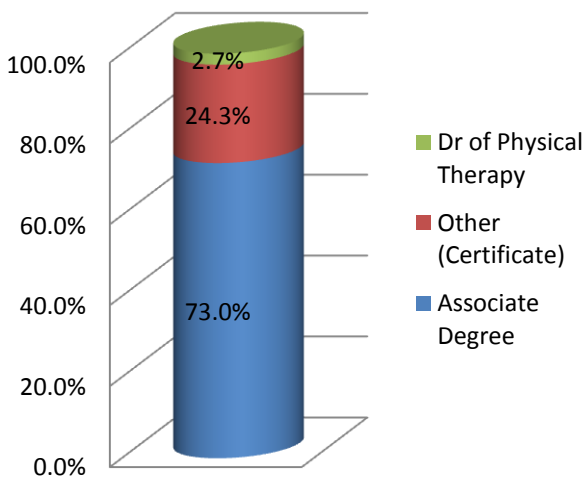
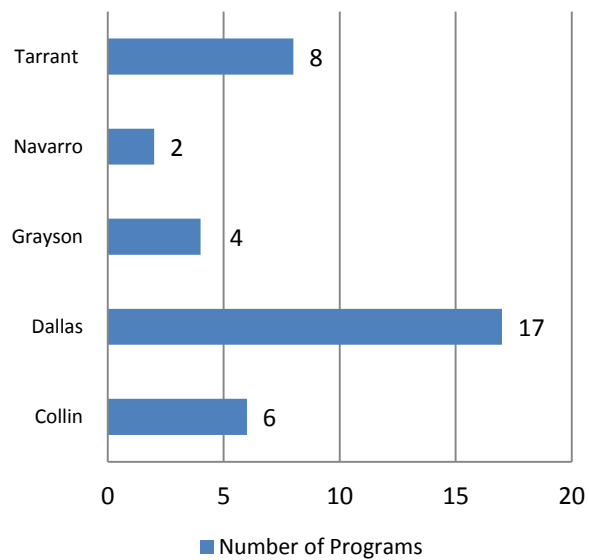
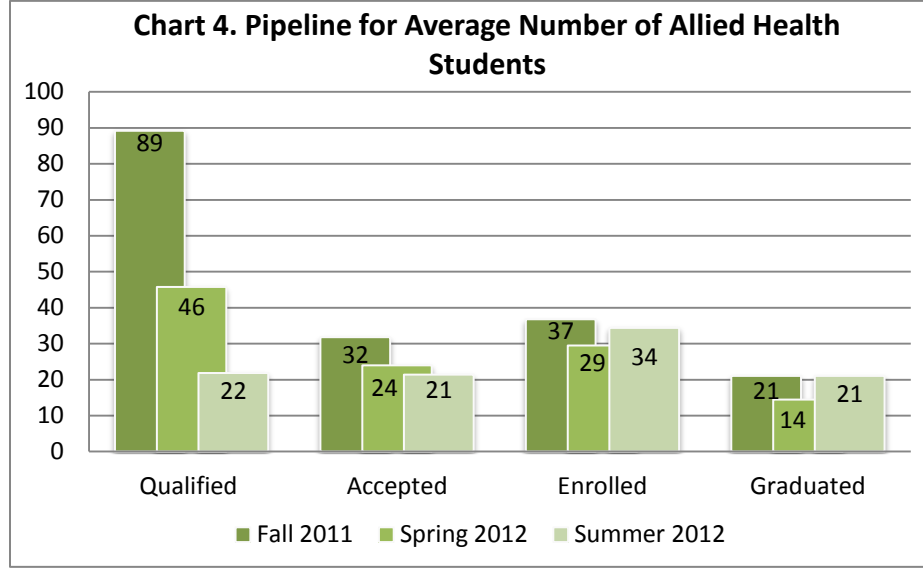


Chart 3. County Where Programs are Located



- In some cases, only about 10% of qualified applicants are accepted into programs. The two factors that are generally contributed to this low percentage are limited classroom space and lack of faculty.
- With so many qualified applicants not being accepted into traditional schools, they may in some cases choose to use the proprietary schools as an avenue to completing their program which removes them from the traditional schools as a pipeline.



Appendix 1

Current Allied Health Programs in North Texas

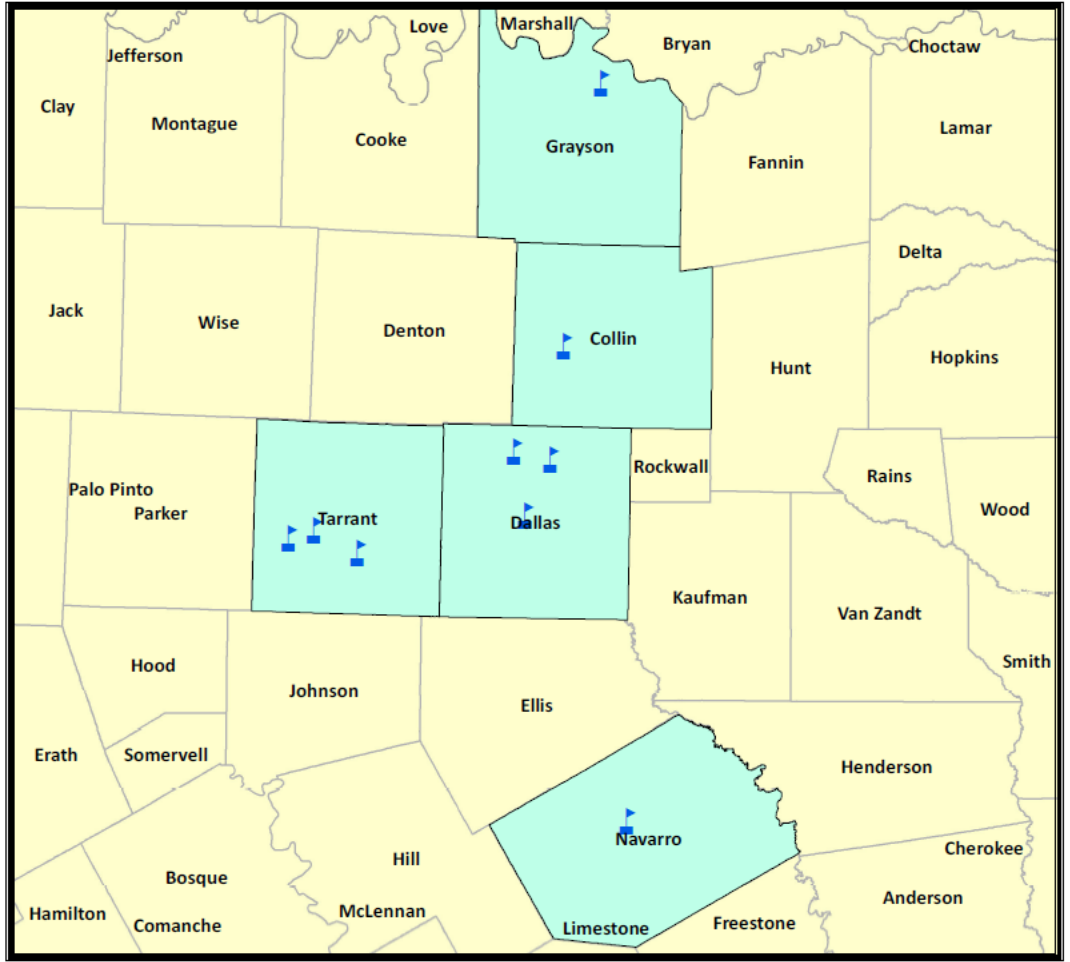
Table 1. Current Allied Health Education Programs In North Texas

| School Name | Location | | Future Programs | Name | Type | Length (Months) | Number of Qualified Applicants | | | | Number Accepted | | | ¹ Number Enrolled | | | ² Number Graduated | | | | | |
|---------------------------|------------|---------|-----------------|-------------------------------------|-------|-----------------|--------------------------------|------|--------|------|-----------------|--------|--------|------------------------------|--------|--------|-------------------------------|--------|--------|------|--------|--------|
| | City | County | | | | | 2011 | 2012 | Summer | Fall | Fall | Spring | Summer | Fall | Spring | Summer | Fall | Spring | Summer | Fall | Spring | Summer |
| | | | | | | | | | | | | | | | | | | | | | | |
| Brookhaven College | Dallas | Dallas | Yes | Paramedic | AD | 12 | 36 | 36 | 30 | | 36 | 36 | 30 | 36 | 36 | 30 | 28 | 24 | 18 | | | |
| Brookhaven College | Dallas | Dallas | | Radiology Technician | AD | | | 92 | | | | 34 | | | 34 | 28 | 34 | | | | | |
| Collin College | McKinney | Collin | Yes | Respiratory Care | AD | 22 | 50 | | | 59 | 18 | | 25 | 18 | | 25 | 18 | | | | | |
| Collin College | McKinney | Collin | | Surgical Technology | AD | 22 | 50 | | | 51 | 12 | | 12 | 12 | | 12 | | | | | | |
| Collin College | McKinney | Collin | | Health Information Management | AD | 22 | 120 | | | 160 | 60 | | 70 | 90 | | 150 | 22 | | | | | |
| Collin College | McKinney | Collin | | Dental Hygiene | AD | 16 | 170 | | | 168 | 16 | | 16 | 16 | | 16 | 16 | | | | | |
| Collin College | McKinney | Collin | | EMT/Paramedic | AD | 16 | 40 | 45 | 40 | | 22 | 21 | 25 | 22 | 21 | 25 | 22 | | | | | |
| Collin College | McKinney | Collin | | Polysomnographic Technology | AD | 22 | | | | 25 | | | | | | | | | | | | |
| El Centro College | Dallas | Dallas | Yes | Biotechnology | AD | 24 | 9 | | 12 | | 9 | | 12 | 9 | 9 | 12 | | | 5 | | | |
| El Centro College | Dallas | Dallas | | Invasive Cardiovascular Technology | AD | 24 | 11 | | 12 | | 10 | | 10 | 10 | 10 | 10 | | | 10 | | | |
| El Centro College | Dallas | Dallas | | Echocardiology Technology Adult | AD | 24 | 53 | | 33 | | 10 | | 10 | 10 | 10 | 10 | | | 10 | | | |
| El Centro College | Dallas | Dallas | | Echocardiology Technology Pediatric | AD | 24 | 36 | | | | 3 | | 3 | 3 | 3 | 3 | | | 3 | | | |
| El Centro College | Dallas | Dallas | | MRI | AD | 24 | | | 8 | | | | 8 | | | 8 | | | | | | |
| El Centro College | Dallas | Dallas | | Medical Lab Technology | AD | 24 | 12 | | 14 | | 12 | | 14 | 12 | 12 | 14 | | | 12 | | | |
| El Centro College | Dallas | Dallas | | Paramedic | OTHER | 9 | 40 | 83 | | | 40 | 40 | | 40 | 40 | 40 | 40 | 40 | 40 | | | |
| El Centro College | Dallas | Dallas | | Medical Assisting | OTHER | 12 | 18 | 18 | | | 18 | | | 18 | 18 | 18 | | | 18 | | | |
| El Centro College | Dallas | Dallas | | Radiology Technician | AD | 24 | 59 | | | | 20 | | | 20 | 20 | 20 | | | 20 | | | |
| El Centro College | Dallas | Dallas | | Respiratory Care | AD | 24 | 16 | | | | 16 | | | 16 | 15 | 15 | | | 15 | | | |
| El Centro College | Dallas | Dallas | | Surgical Technology | OTHER | 15 | 16 | | | | 16 | | | 16 | 15 | 15 | | | 15 | | | |
| El Centro College | Dallas | Dallas | | Diagnostic Med. Sonography | AD | 30 | 66 | | | | 10 | | | 10 | 10 | 10 | | | 10 | | | |
| Grayson College | Denison | Grayson | | Radiology Technician | AD | 21 | 35 | | | | 20 | | | 20 | | | | | 21 | | | |
| Grayson College | Denison | Grayson | | Dental Assistant | AD | 10.5 | 37 | | | | 35 | | | 35 | | | | | 24 | | | |
| Grayson College | Denison | Grayson | | EMT - Basic | OTHER | 4 | 25 | 17 | | | 23 | 17 | | 23 | 17 | | | 14 | 10 | | | |
| Grayson College | Denison | Grayson | | Paramedic | AD | 10.5 | 33 | | | | 30 | | | 30 | 24 | 21 | | | 20 | | | |
| Navarro College | Corsicana | Navarro | No | Occupational Therapy Assistant | AD | 24 | 128 | | | | 48 | | | 87 | 87 | 83 | 34 | | | | | |
| Navarro College | Corsicana | Navarro | | Medical Lab Technology | AD | 21 | 25 | 2 | | | 20 | 1 | | 31 | 20 | 9 | 4 | 7 | | | | |
| Richland College | Dallas | Dallas | Yes | Medical Assisting | OTHER | 12-18 | 11 | 12 | 7 | | 11 | 12 | 7 | 11 | 12 | 7 | | | | | | |
| Richland College | Dallas | Dallas | | Phlebotomy | OTHER | 7-9 | 25 | 18 | 15 | | 20 | 18 | 15 | 18 | 18 | 15 | 14 | | | | | |
| Richland College | Dallas | Dallas | | Medical Practice Management | OTHER | 12 | 2 | 10 | 3 | | 2 | 10 | 3 | 2 | 4 | 3 | 1 | | | | | |
| Tarleton State University | Fort Worth | Tarrant | - | Histotechnology | AD | 12 | 4 | 8 | 4 | 4 | 8 | 4 | | 18 | 13 | 15 | 7 | 3 | 4 | | | |
| Tarrant County College | Fort Worth | Tarrant | Yes | Health Information Technology | AD | 24 | 28 | | | | 18 | | | 18 | | | | | | | | |
| Tarrant County College | Fort Worth | Tarrant | | Physical Therapist Assistant | AD | 24 | 128 | | | | 23 | | | 23 | | | | | | | | |
| Tarrant County College | Fort Worth | Tarrant | | Radiology Technician | AD | 27 | 209 | | | | 26 | | | 26 | | | | | | | | |
| Tarrant County College | Fort Worth | Tarrant | | Respiratory Care | AD | 24 | 72 | | | | 26 | | | 26 | | | | | | | | |
| Tarrant County College | Fort Worth | Tarrant | | Surgical Technology | OTHER | 10.5 | 98 | | | | 30 | | | 30 | | | | | | | | |
| Tarrant County College | Fort Worth | Tarrant | | Long Term Care Administration | OTHER | 4 | | | | | 30 | 35 | | 30 | 35 | | | | | | | |
| UNT HSC | Fort Worth | Tarrant | - | Doctor of Physical Therapy | Dr | 34 | 91 | | | | 42 | | | 71 | 70 | 70 | | | | | | |


Note: 1. Those enrolled in various programs for various length of time represent the future graduates and potential workforce for the region
 2. The graduates shown have been in a program anywhere from 9 months to 30 months.


Appendix 2

North Texas Schools Offering Allied Health Education by County



Legend

 School



References:

North Texas Regional Workforce Planning Collaborative, *Allied Health Quick Survey, July 2012*

Map, *North Texas Schools Offering Allied Health Education by County*, by Jaylene Jones, DFWHC Foundation, October 2012

DFWHC Foundation Workforce Center. All rights reserved.

For questions about this information or our collaborative work contact Neguiel Francis at the DFWHC Foundation Workforce Center – nfrancis@dfwhcfoundation.org or 972-717-4279.